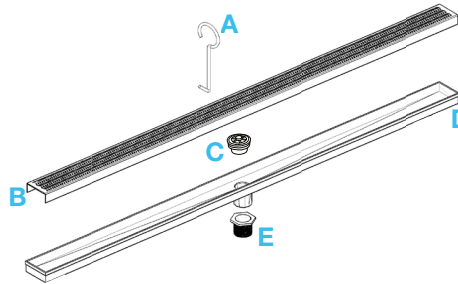


BAY RIA LINEAR DRAIN

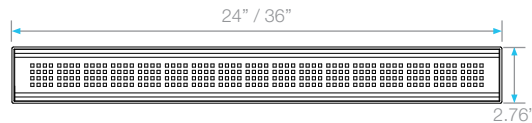
Kit Includes:

- A** Lifting Key
- B** Grate
- C** Odor/Bugs Seal
- D** Base
- E** Threaded Nipple

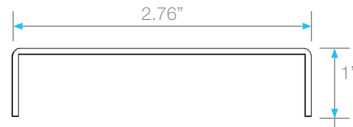


Specifications

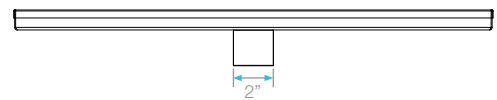
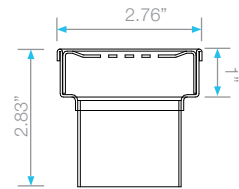
B Grate - Top View



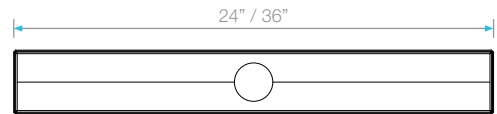
Side View



D Base - Side View



Top View



Features:

- Stainless Steel 304 Gauges:
 - Grates: 16 gauge = 1.5 mm.
 - Base: 18 gauge = 1.2 mm
- Works with 2" ABS, PVC or Cast Iron shower drain flange (not included).
- Standard plain edge is intended for use with traditional waterproofing methods.
- Grate can be removed completely for cleaning.

Complete Kit



Length	Satin SKU	Polished SKU	Satin Gold SKU	Black SKU
24"	38.200.24 ST	38.200.24 PS	38.200.24 GD	38.200.24 BK
36"	38.200.36 ST	38.200.36 PS	38.200.36 GD	38.200.36 BK

Add to Kit (Specification Pages: XX-XX)



Drain Flange	SKU
2" PVC	83.FLG.2.PVC
2" ABS	83.FLG.2.ABS
2" Cast Iron No hub	83.FLG.2.CI
2" Cast Iron FIP	83.FLG.2.CI.IP



Square Drain Flange	SKU
2" PVC	83.SQFLG.2.PVC
2" ABS	83.SQFLG.2.ABS
2" Cast Iron No hub	83.SQFLG.2.CI
2" Cast Iron FIP	83.SQFLG.2.CI.IP

Note: Installer must verify all rough-in dimensions prior to installation and consult local and national codes. Conformity and compliance to local and national codes are the responsibility of the installer. Dimensions are subject to Manufacturers tolerance and change without notice. We can assume no responsibility for use of superseded or voided data.